环保物料

Pin数	尺寸A	尺寸B	尺寸C	尺寸D
2×2	1.27	2.94	5.64	4.43
2×3	2.54	4.21	6.91	5.70
2×4	3.81	5.48	8.18	6.97
2×5	5.08	6.75	9.45	8.24
2×6	6.35	8.02	10.72	9.51
2×7	7.62	9.29	11.99	10.78
2×8	8.89	10.56	13.26	12.05
2×9	10.16	11.83	14.53	13.32
2×10	11.43	13.10	15.80	14.59
2×11	12.70	14.37	17.07	15.86
2×12	13.97	15.64	18.34	17.13
2×13	15.24	16.91	19.61	18.40
2×14	16.51	18.18	20.88	19.67
2×15	17.78	19.45	22.15	20.94
2×16	19.05	20.72	23.42	22.21
2×17	20.32	21.99	24.69	23.48
2×18	21.59	23.26	25.96	24.75
2×19	22.86	24.53	27.23	26.02
2×20	24.13	25.80	28.50	27.29
2×21	25.40	27.07	29.77	28.56
2×22	26.67	28.34	31.04	29.83
2×23	27.94	29.61	32.31	31.10
2×24	29.21	30.88	33.58	32.37
2×25	30.48	32.15	34.85	33.64
2×26	31.75	33.42	36.12	34.91
2×27	33.02	34.69	37.39	36.18
2×28	34.29	35.96	38.66	37.45
2×29	35.56	37.23	39.93	38.72
2×30	36.83	38.50	41.20	39.99
2×31	38.10	39.77	42.47	41.26
2×32	39.37	41.04	43.74	42.53
2×33	40.64	42.31	45.01	43.80
2×34	41.91	43.58	46.28	45.07
2×35	43.18	44.85	47.55	46.34
2×36	44.45	46.12	48.82	47.61
2×37	45.72	47.39	50.09	48.88
2×38	46.99	48.66	51.36	50.15
2×39	48.26	49.93	52.63	51.42
2×40	49.53	51.20	53.90	52.69
2×41	50.80	52.47	55.17	53.96
2×42	52.07	53.74	56.44	55.23
2×43	53.34	55.01	57.71	56.50
2×44	54.61	56.28	58.98	57.77
2×45	55.88	57.55	60.25	59.04
2×46	57.15	58.82	61.52	60.31
2×47	58.42	60.09	62.79	61.58
2×48	59.69	61.36	64.06	62.85
2×49	60.96	62.63	65.33	64.12
2×50	62.23	63.90	66.60	65.39

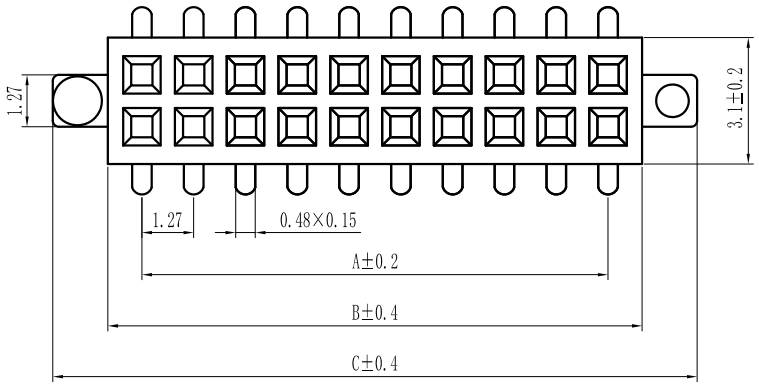

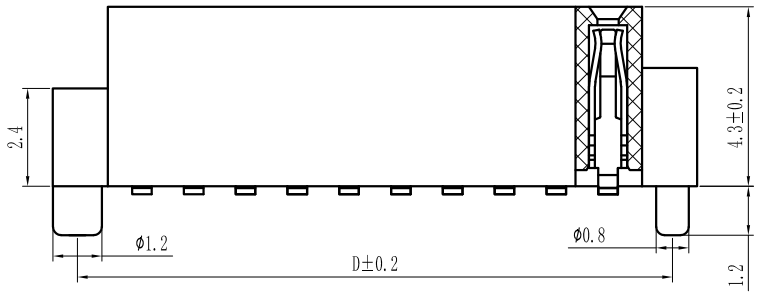

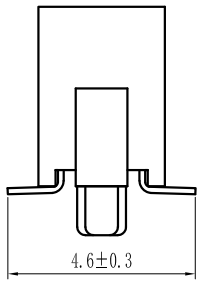

Specification:
Current Rating : 1AMP
Temperature Range : -40℃to+105℃
Contact Resistance : 20mΩ Max
Insulation Resistance : 1000MΩ Min
Withstanding Voltage : AC 500V
Material:
Insulator : Polyester (UL94V-0)
Standard:PA6T/LCP
Contact: Bronze
Plating : Au or Sn Over 50u″ Ni

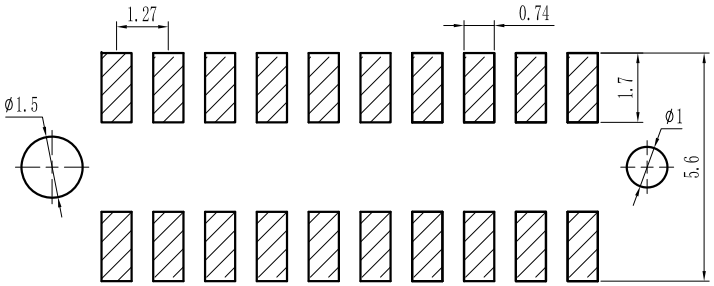

PCB LAYOUT

F 12 9S-XXX X X-XX-X-XXX
① ② ③ ④ ⑤ ⑥ ⑦ ⑧ ⑨

① Series No:
P=Pin Header
F=Female Header
B=Box Header
E=Ejector Header

② Pitch:
08=0.80
10=1.00
12=1.27
20=2.00
25=2.54
39=3.96
50=5.08

③ Tail&Mounting Style:
9D=Right Angle DIP Type
9S=Straight SMT Type
0D=Straight DIP Type
0S=Horizontal SMT Type

④ No. of Pins:

Single Row	Double Row
101=1*1Pin	201=2*1Pin
102=1*2Pin	202=2*2Pin
⋮ ⋮	⋮ ⋮
140=1*40pin	240=2*40pin

⑤ Insulator Color:
A:Black B:Brown C:Red
D:Orange E:Yellow F:Green
G:Blue H:Violet J:Gray
K:White P:Light Blue

⑥ Material Type:
A-PBT
B-PA46
C-PA6T
D-PA9T
E-LCP

⑦ Plating Type:
0*-Sn-Au 1*-Ni 2*-Sn 3*-Matte-Tin 5*-Au
0A-Sn-Au 1u″ 0F-Sn-Au 10u″ 5A-Au 1u″
0B-Sn-Au 2u″ 0G-Sn-Au 15u″ 5B-Au 2u″
0C-Sn-Au 3u″ 0H-Sn-Au 30u″ 5C-Au 3u″
0D-Sn-Au 4u″ 0I-Sn-Au 40u″ ⋮
0E-Sn-Au 5u″ 0J-Sn-Au 50u″ 5J-Au 50u″

⑧ RoHS Request:
0:No Request
1:RoHS
2:HF(Halogen Free)

⑨ Customer Code

				GENERAL TOLERANCES		SCALE: 1:1	NAME	DATE	康 导 新 能 源		PART. NO:	
				LINEAR	ANGLES	APPROVED	黎腾	2017.06.16	网址：www.dgconne.com 电话：0769-85337633		KDFH-0048	
				0.0±0.25	X° REF±6°	DESIGNER	肖坤权	2017.06.16	邮箱：2850175966@qq.com 传真：0769-85392827		DWG. NO:	
A0	新图面发行	2017.06.16	UNIT: MM	0.00±0.15	X° ±3°	DRAWN	旷淇	2017.06.16	TITLE: Pitch1.27mm Female Header,Dual Row, Plastic Height 4.3mm,SMT with Local Peg Type(U)		ENDE1048	
REV.	REVISION RECORD	DATE	SIZE: A4	0.000±0.08	X° X'±2°						REV: A0	SHEET: 1/1