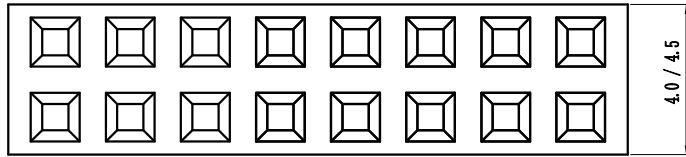
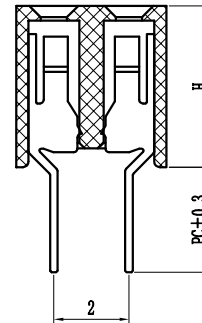
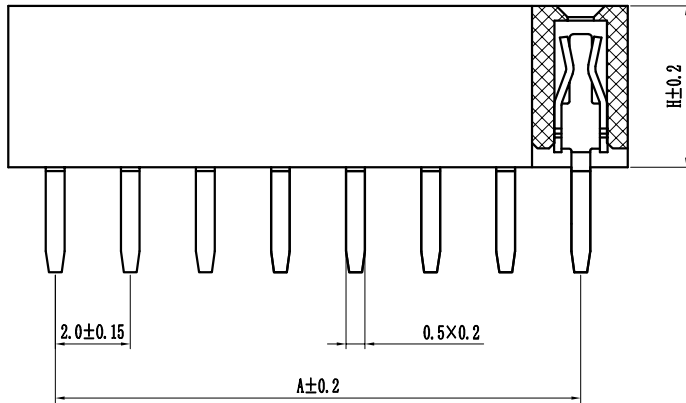


环保物料

Pin数	尺寸A	尺寸B
2x2	2.0	4.5
2x3	4.0	6.5
2x4	6.0	8.5
2x5	8.0	10.5
2x6	10.0	12.5
2x7	12.0	14.5
2x8	14.0	16.5
2x9	16.0	18.5
2x10	18.0	20.5
2x11	20.0	22.5
2x12	22.0	24.5
2x13	24.0	26.5
2x14	26.0	28.5
2x15	28.0	30.5
2x16	30.0	32.5
2x17	32.0	34.5
2x18	34.0	36.5
2x19	36.0	38.5
2x20	38.0	40.5
2x21	40.0	42.5
2x22	42.0	44.5
2x23	44.0	46.5
2x24	46.0	48.5
2x25	48.0	50.5
2x26	50.0	52.5
2x27	52.0	54.5
2x28	54.0	56.5
2x29	56.0	58.5
2x30	58.0	60.5
2x31	60.0	62.5
2x32	62.0	64.5
2x33	64.0	66.5
2x34	66.0	68.5
2x35	68.0	70.5
2x36	70.0	72.5
2x37	72.0	74.5
2x38	74.0	76.5
2x39	76.0	78.5
2x40	78.0	80.5




PC	H
2.4	4.0
2.8	4.3
	4.6



Specification:
 Current Rating : 2AMP
 Temperature Range : -40°Cto+105°C
 Contact Resistance : 20mΩ Max
 Insulation Resistance : 1000MΩ Min
 Withstanding Voltage : AC 500V
 Material:
 Insulator : Polyester (UL94V-0)
 Standard:PBT/PA6T/LCP
 Contact: Bronze
 Plating : Au or Sn Over 50u" Ni

PCB LAYOUT



F 20 0D-XXX X X -XX-X-XXX
 ① ② ③ ④ ⑤ ⑥ ⑦ ⑧ ⑨

① Series No: P=Pin Header F=Female Header B=Box Header E=Ejector Header	② Pitch: 08=0.80 10=1.00 12=1.27 20=2.00 25=2.54 29=3.96 50=5.08	③ Tail/Mounting Style: 9D=Right Angle DIP Type 9S=Straight SMT Type 0D=Straight DIP Type 0S=Horizontal SMT Type	④ No. of Pins: Single Row Double Row 101=1*1Pin 201=2*1Pin 102=1*2Pin 202=2*2Pin 140=1*40pin 240=2*40pin	⑤ Insulator Color: A:Black B:Brown C:Red D:Orange E:Yellow F:Green G:Blue H:Violet J:Gray K:White P:Light Blue
⑥ Material Type: A-PBT B-PA46 C-PA6T D-PA6T E-LCP	⑦ Plating Type: 0*-Sn-Au 1*-Ni 2*-Sn 3*-Matte-Tin 5*-Au 0A-Sn-Au 1u" 0F-Sn-Au 10u" 5A-Au 1u" 0B-Sn-Au 2u" 0C-Sn-Au 15u" 5B-Au 2u" 0C-Sn-Au 3u" 0H-Sn-Au 30u" 5C-Au 3u" 0D-Sn-Au 4u" 0I-Sn-Au 40u" " 0E-Sn-Au 5u" 0J-Sn-Au 50u" 5J-Au 50u"	⑧ RoHS Request: 0:No Request 1:RoHS 2:HF (Halogen Free)	⑨ Customer Code	

REV.	REVISION RECORD	DATE	UNIT: MM	GENERAL TOLERANCES		SCALE: 1:1	NAME	DATE
				LINEAR	ANGLES			
				0.00±0.15	X° ±3°		黎腾	2017.06.16
				0.00±0.08	X° X'±2°		肖坤权	2017.06.16
							旷洪	2017.06.16



PART. NO:	KDFH-0079
DWG. NO:	ENDE1079
REV:	AO
SHEET:	1/1